

SOLIANT – WALL LIGHT

OBJECT SCONCE WITH SOLID CASTED GLASS DISC AND WALL REFLECTOR

A homage to the sun and a radiant light object for entrance areas or living rooms.

The centrally installed high-power LEDs couple the light glare-free into the glass diffuser and additionally form a circle of light on the outer edge, as can be observed during a total solar eclipse. With a diameter of 300 mm, the hand-cast glass produces light in object format, the reflector has a diameter of 420 mm.

The glasses are handcrafted and each piece is unique

Technical specifications

Voltage	24 V DC (CV)	Colour temperature	2,200 K
Power	approx. 7 Watts	Weight	approx. 6-7 kg
Luminous flux / efficiency	300 lm / 50 lm/W	Dimensions (LxWxH)	approx. 420 x 420 x 123 mm

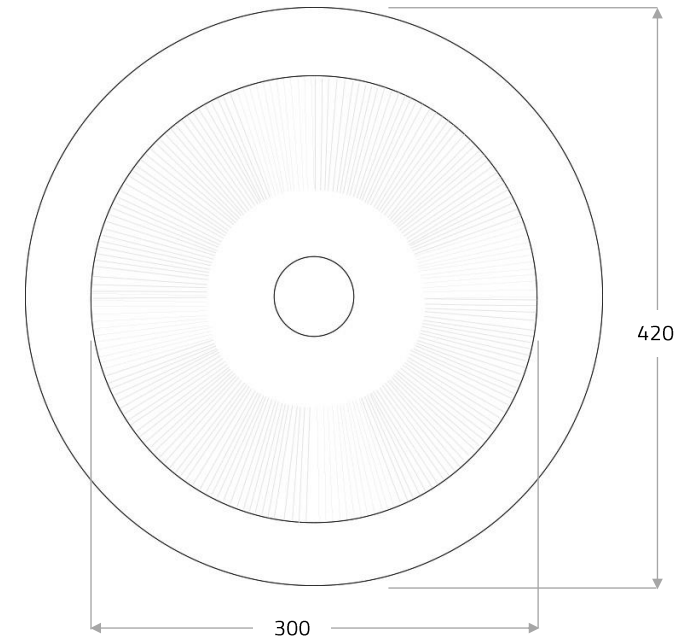
Lifespan of the LED module: approx. 40,000 hours; can be replaced by an electrician.

Control technology

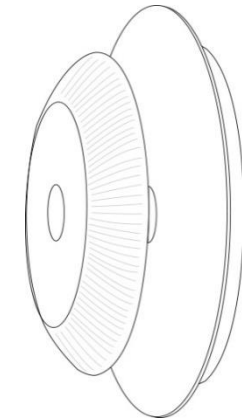
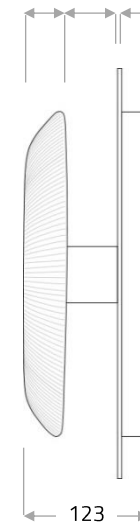
The sconce is dimmable with interface for phase cut (trailing edge) dimming, pushdim, DALI, or CASAMBI (Dimmer / power supplies can be installed internally or externally; switches / controllers to be provided by the customer).

Material

On request (see website).



35 50 3 35



All dimensions in mm



MASSIFCENTRAL

Massifcentral Manufactur GmbH, Eiswerderstr. 16, D-13585 Berlin

Phone +49 (0)30 33 30 80 30 00, info@massifcentral.de, www.massifcentral.de



RoHS



Made in Germany

IP20